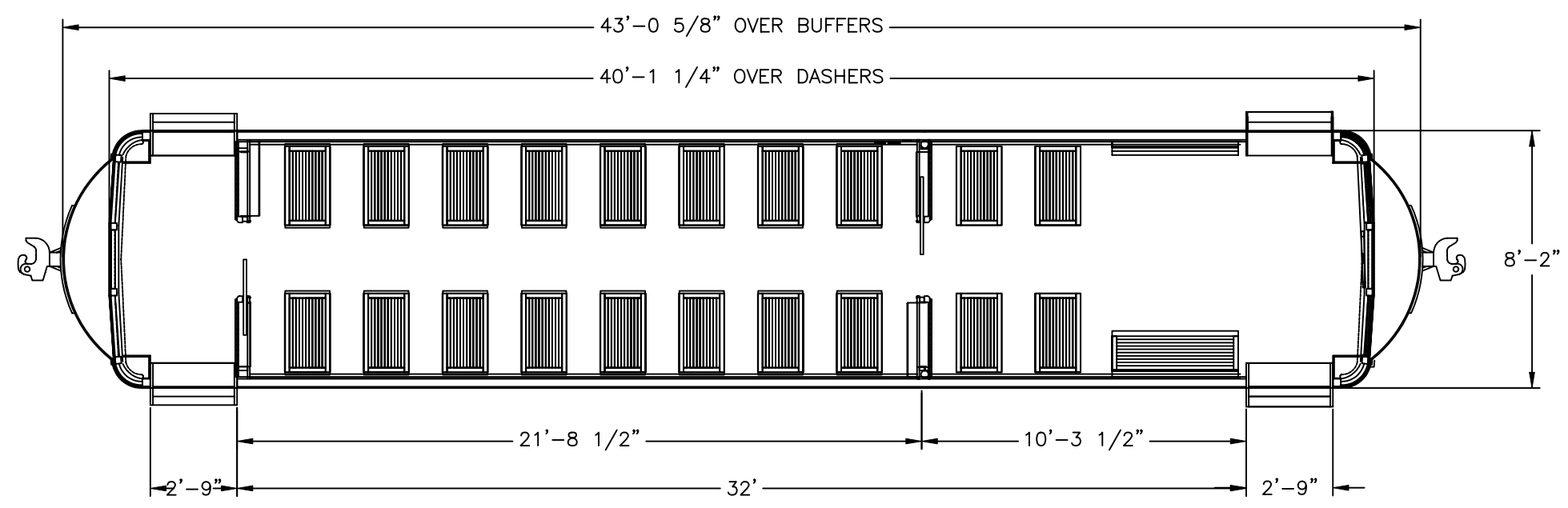

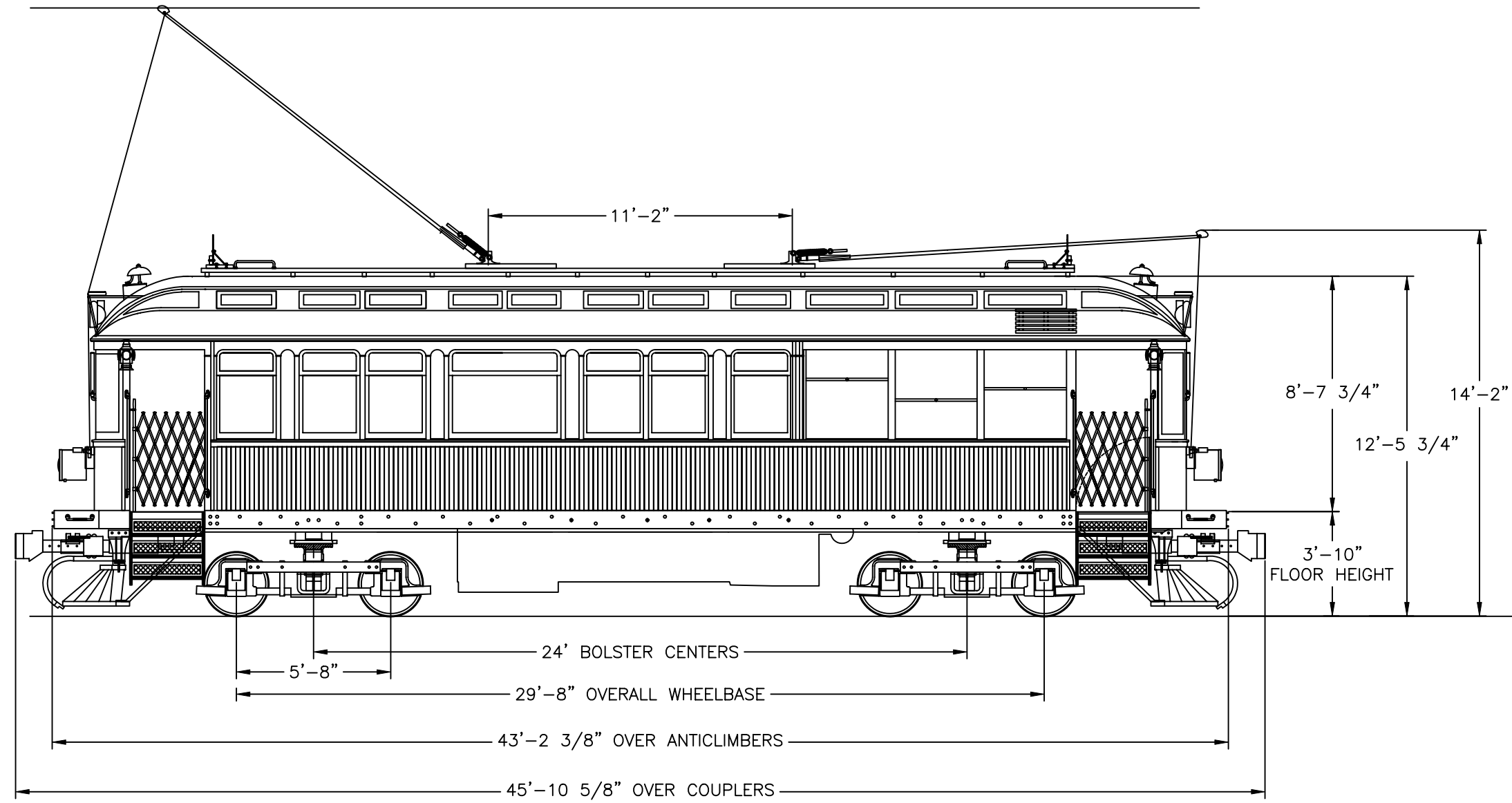


REV	DESCRIPTION	DATE	APPROVED



Port of Los Angeles
 Replica PE 500
 Drawn by John Smatlak

<small>DRAWING PER AISC STANDARDS UNLESS OTHERWISE SPECIFIED DIMENSIONS ARE IN INCHES DIMENSIONAL TOLERANCES UNLESS OTHERWISE SPECIFIED</small> 1 PLACE ±.000 2 PLACES ±.002 3 PLACES ±.010 ANGULAR .5°		RPR RAILWAY PRESERVATION RESOURCES
		TITLE PACIFIC ELECTRIC 500-CLASS REPLICA OVERALL DIMENSIONS
		<small>RAILWAY PRESERVATION RESOURCES 5001 WOODLAND HILLS CA 91364 USA PHONE: 818-705-1111 FAX: 818-705-1112 WWW: WWW.RPR-ONLINE.COM</small>
<small>DATE: 1/13/01 DRAWN BY: JCS CHECKED BY: JCS SCALE: NONE SHEET: 1 OF 1</small>	<small>DO NOT SCALE DRAWING</small>	<small>DATE: 1/13/01 DRAWN BY: JCS CHECKED BY: JCS SCALE: NONE SHEET: 1 OF 1</small>